

# Branch Manager™



53" Bypass Grapple

□ T-4000

## INTRODUCTION

Branch Manager Attachments would like you to be completely satisfied with your new product. Please contact us for help with service, replacement parts, or other information you require.

Before contacting TNE please know your product's model and serial number so we may provide you with the most accurate information.

For your convenience, please write the model and serial number in the space provided below.

Model No:

**T4000**

Serial No:

The warning system in this manual identifies potential hazards and has special safety messages that help you and other avoid personal injury or death. DANGER, WARNING and CAUTION are signal words used to identify the level of hazard.

Regardless of the hazard please be careful.

DANGER signals an extreme hazard that will cause serious injury or death.

WARNING signals a hazard that may cause serious injury or death.

CAUTION signals a hazard that may cause minor or moderate injury.

Please also pay attention to words that highlight special information. "Note" and "Important" mark information that is worthy of special attention.

## CONTENTS

Safety & Safe Operating Practices	4
Service	5
Grease Zerk Locations	5
Service Parts List	5
Parts List Diagram	6
Features	10

## SAFETY

Improper use or maintenance by the operator or owner can result in injury. To reduce the potential for injury, comply with these safety instructions and always pay attention to the safety alert symbol. Failure to follow safety instructions may result in injury or death.

## SAFE OPERATING PRACTICES

**This product is capable of amputation. Always follow manufacturer's safety instructions to avoid serious injury or death.**

### General Operation

Allow only responsible adults who are familiar with the instructions & manual to operate the machine.

Be sure the area is clear of people before operating, stop operation should someone enter.

Keep body parts away from moving parts while machine is in operation.

Do not exceed 200 lbs. while using the rope bollard.

Ensure the locking pins are engaged on the receiver hitch before using the machine.

Never operate this machine under the influence of alcohol or drugs that may impair your ability to safely operate machinery.

## SERVICE

**Note:** Your Branch Manager™ Mini Grapple clevis nut will be extra tight from the factory, it will rotate more freely with use.

- Keep nuts and bolts tight to ensure operation safety and machine longevity.
- Grease joints zerk fittings before each use.
- Inspect hydraulic hoses and fittings for leaks before operation.
- Keep body and hands away from pin-hole leaks or nozzles that eject high pressure hydraulic fluid. Use cardboard or paper to find hydraulic leaks.

Hydraulic fluid escaping under pressure can penetrate skin and cause injury.

Fluid accidentally injected into the skin must be surgically removed within a few hours by a doctor familiar with this form of injury or gangrene may result.

Safety Decals and instructions are easily visible to the operator and are located near any area of potential danger. Replace any decals that are damaged or lost.





Figure 1 Part Break-Out for T4000 HD Hose Kit #B420310

Reference Number	Spare Part No.	Description	Qty.
1	B420305	Hose 52" Feeder Assembly 8JIC - 18mm BSPP Parker Super Tough	1
2	B420178	Fitting Bulkhead 8MJIC - 8MJIC	1
3	B420301	Fitting Bulkhead 8MJIC - 8FP STR	1
4	B420303	Fitting 8MP - 8FP 90 DEG	2
5	B420300	Fitting Bulkhead 8MJIC - 8MP STR	1
6	B420306	Hose 72" Supply Assembly 1/2" MP - 8FJIC- 90 DEG Long Parker Super Tough	2
7	B420304	Hose 61" Feeder Assembly 8JIC - 18mm BSPP Parker Super Tough	1
**Not Pictured**			
-	B420302	Fitting 8MJIC - 6FBSP STR (Grapple Cylinder Fittings)	2
-	B420308	Hose 50" Feeder Protective Cover	1
-	B420307	Hose 59" Feeder Protective Cover	1
-	B170004	Flat Face Male Connector / Coupler	1
-	B170005	Flat Face Female Connector / Coupler	1

Figure 1

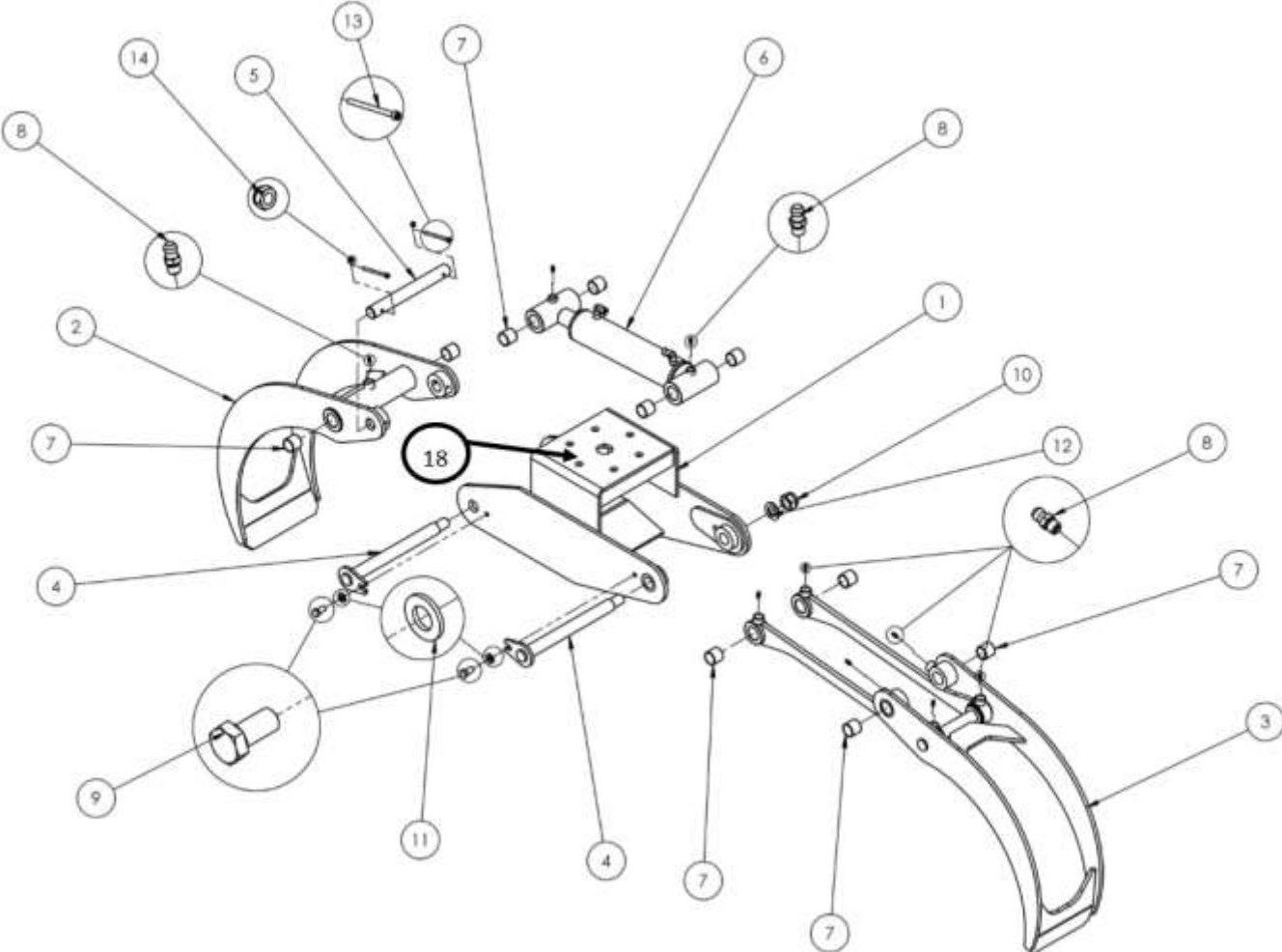


**Figure 2 Part Break-Out for Grapple Head GR 21H USA**

<b>Reference Number</b>	<b>Spare Part No.</b>	<b>Description</b>	<b>Qty.</b>
1	B420210 GR21H.01.00.00 USA	KTS BODY	1
2	B420211 GR21H.02.00.00	LARGE ARM	
3	B420212 GR21H.03.00.00A	SMALL ARM	1
4	B420213 GR21N.04.00.00	Pin	2
5	B420214 GR21N.00.00.01	Pin	1
6	B420215 HC70x40-230	Cylinder	1
6b	B420216 P7040	SEAL KIT	1
7	B420217 30/34x30	BUSHING ISO 3547	10
8	B420218 M6 straight	ZERK	9
9	B420219 M12x25	BOLT	2
10	B420220 M24	NUT	2
11	B420221 A13	WASHER	2
12	B420222 A25	WASHER	2
13	B420223 M6 x 80	BOLT	2
14	B420224 M6	NUT	2
15	B420225 GR 25 1 09 00	ADAPTOR PLATE ROTATOR	1
18	B420229	KTS Backer Plate	1



Figure 2



**EXERCISE COMMON SENSE**  
WHILE USING THESE UNIQUE BRANCH MANAGER™ FEATURES

Rope Bollard                    **DANGER**  
Rated for 200 lbs. Never exceed  
your machine's operating Capacity



Tree Pusher                    **DANGER**  
Never exceed your machine's  
operating Capacity



Log Dogs                    **WARNING**  
Never exceed your machine's  
operating Capacity



Receiver Hitch                    **DANGER**  
Never exceed your machines operating Capacity. Round stock inserts into the bottom of  
Grapple Hanger—Pin it In. Hook trailer safety chain to safety lock slot

**DO NOT USE ON INCLINES and HILLS**



# Machine Service Log

Date: \_\_\_\_\_

Service Description

-----  
-----  
-----

Date: \_\_\_\_\_

Service Description

-----  
-----  
-----

Date: \_\_\_\_\_

Service Description

-----  
-----  
-----

Date: \_\_\_\_\_

Service Description

-----  
-----  
-----

Date: \_\_\_\_\_

Service Description

-----  
-----  
-----

Date: \_\_\_\_\_

Service Description

-----  
-----  
-----

Date: \_\_\_\_\_

Service Description

-----  
-----  
-----

Date: \_\_\_\_\_

Service Description

-----  
-----  
-----

Date: \_\_\_\_\_

Service Description

-----  
-----  
-----

Date: \_\_\_\_\_

Service Description

-----  
-----  
-----

Date: \_\_\_\_\_

Service Description

-----  
-----  
-----

Date: \_\_\_\_\_

Service Description

-----  
-----  
-----

Date: \_\_\_\_\_

Service Description

-----  
-----  
-----

Date: \_\_\_\_\_

Service Description

-----  
-----  
-----

Date: \_\_\_\_\_

Service Description

-----  
-----  
-----

Check out our attachments for all sizes of skid steers and articulating loaders on our website!

[www.BranchManagerUSA.com](http://www.BranchManagerUSA.com)

# 56" T1001 Mini Grapple



Large 56" opening & lightweight @ 239 lbs, automatically returns to center.

With the free or powered rotation turn the grapple, not your machine, saving wear & tear on both your customers' lawns & your machine

## **T1070 BMG Rake**

Quick Grab! Sweeps grass, streets, snow

## **T1060 BMG Clamshells**

Quick Attach! Grab, don't doze on lawns



BranchManager™ LLC

[www.branchmanagerusa.com](http://www.branchmanagerusa.com)

14

612-400-3479

# T3800 38 Special Stump Grinder



## America's 1st 35HP Stump Grinding Attachment!

Engine: 35HP Kohler	Forward engine mounting to eliminate climbing.	Dual Arc Cylinders	Diameter: 20"
Fuel: Gas		6 Gallon Fuel Tank	Thickness: 1/2"
Weight: 650lbs	Revolution Grinding Wheel or Green Teeth Wheels	2" Over-Sized cutter wheel shaft for increased durability	Cutting Depth: 20"
Length: 49"		4-Groove Direct Drive Sheaves and belt	Cutting Height: 24"
Height: 50"	Under 36" wide	2" American made Heavy Duty Bearings	Cutter Head Swing: 42" Arc
Width: 35"	6' wide adjustable chip guards	3 Tie-Down Points	
	Direct Belt Drive	Stands on its own	
	Mounting plates for ALL Mini Loaders, full-size loaders, and Excavators		

**BranchManager™ LLC**

[info@branchmanagerusa.com](mailto:info@branchmanagerusa.com)

15

612-400-3479

# Branch Manager Bucket



## Large, Durable, & Mini-Mountable!

- American
- 48" wide & 35" wide available
- **T4800:** 48" Wide @ 22 Cubic Ft
- **T3500:** 35" Wide @ 15.75 Cubic Ft
- Metal Non-Slip boot grips for safely entering front access loaders
- Optional bolt-on cutting edge